



# SHAKER

TRANSITIONAL STYLE 3D LAMINATE



MIKADA  
CABINETS



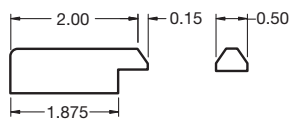
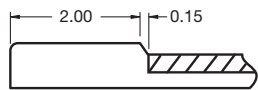
# MIKADA CABINETS

## SHAKER SPECIFICATIONS



LIGHT MAPLE 9040

Door



Frame | Mullion

±.125 (B111)



Slab Drawer Front

### PROFILE SPECIFICATIONS

DOOR STYLE	Square
DESIGN STYLE	Transitional
CONSTRUCTION	Flat drop-in panel Membrane pressed face and sides
FACE MATERIAL	All 3DL color selections High gloss not warranted for warp
CORE	3/4" engineered core 3/4" ULEF core with White TFL back available
BACK MATERIAL	Standard back is White TFL Off-White, Gray, Black or Neutral Maple TFL available at no additional charge Matching back TFL available with select 3DLs for an additional charge
GRAIN DIRECTION	Vertical grain is standard on doors, frames and mullions Horizontal is available, up to 48" in height Horizontal grain is standard on drawer fronts

### ADDITIONAL OPTIONS

ROUTE FOR GLASS	Standard frame and mullion route for glass shown T-slot route available
MULTI-PANELS	Vertical or horizontal configurations
FINGERPULLS	Standard or custom placement available Not available with high gloss materials
HINGE BORING	2 standard patterns Custom placement available
MODIFICATIONS	Stile and rail widths and outside profiles can be altered
PAINT GRADE	Raw doors with TFL backs are available, but will not have a drop-in panel and are not warranted against warp

### SIZE PARAMETERS

DOORS	5.3" x 5.3" minimum 48" x 96" maximum, warranted to 31" x 60"
SLAB DRAWER FRONTS	3" x 3" minimum
OVERLAYS	2.5" x 6" minimum
FRAMES	8.375" x 8.375" minimum 31" x 60" maximum
MULLIONS	10.875" x 10.875" minimum 31" x 60" maximum
MULLION LITES	10.875" to 24" heights = 4 lites 24" to 31" heights = 6 lites 31" to 41" heights = 8 lites 41" to 60" heights = 10 lites
GLASS SIZING	Standard route is 1/4" deep for glass retainer clips Subtract 3.875" from width and height to determine glass size with 1/16" clearance on all sides T-slot route is 3/8" deep for 1/8" glass and retainer strips Subtract 3.425" from width and height to determine glass size with 1/16" clearance on all sides



713-681-6116

www.mikadacabinets.com

Colors and textures may differ from actual product. Please refer to product samples before ordering.  
Front photography | Kitchen: Haze 9121 on Shaker; Doors, left to right: Candlelight 9078, Light Maple 9040.